

DIRECCIÓN DE ASISTENCIA AL CONTRIBUYENTE Y DE CRÉDITOS FISCALES

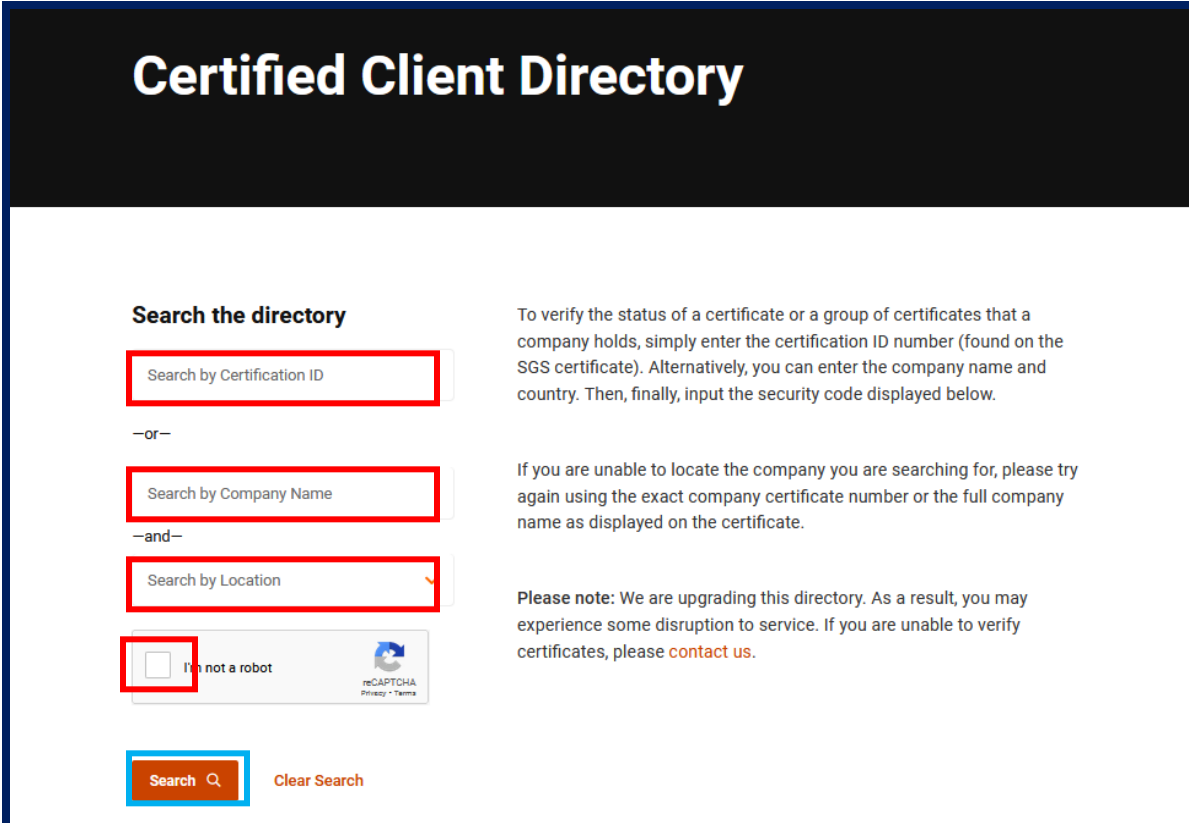
MANUAL DE ACCESO PARA VISUALIZAR LOS PROCESOS CERTIFICADOS DE LA SET

OPCIÓN 1

Paso 1: Dar clic sobre link de acceso al directorio de empresas certificadas.

<https://www.sgsgroup.cz/en/vr/certified-client-directory>

Al dar clic sobre la dirección mencionada precedentemente aparecerá la siguiente pantalla:



Certified Client Directory

Search the directory

Search by Certification ID

—or—


Search by Company Name

—and—

Search by Location

I am not a robot

reCAPTCHA
Privacy - Terms

Search  Clear Search

To verify the status of a certificate or a group of certificates that a company holds, simply enter the certification ID number (found on the SGS certificate). Alternatively, you can enter the company name and country. Then, finally, input the security code displayed below.

If you are unable to locate the company you are searching for, please try again using the exact company certificate number or the full company name as displayed on the certificate.

Please note: We are upgrading this directory. As a result, you may experience some disruption to service. If you are unable to verify certificates, please [contact us](#).

Paso 2: En la pantalla aparecerán los campos que se deberán completar, los datos requeridos son:

- Código del Certificado (*)
- Nombre de la institución: Sub Secretaria de Estado de Tributación
- País: Paraguay
- Click en el recaptcha.
- Click en Search.

(*) Los códigos de los certificados son los siguientes:

Proceso de Cobranza: PY18/00309

Proceso de Fiscalización: PY12/00167

Proceso de Créditos y Franquicias Fiscales: PY12/00169

Dichos códigos traerán cada certificado por Proceso Consignado.

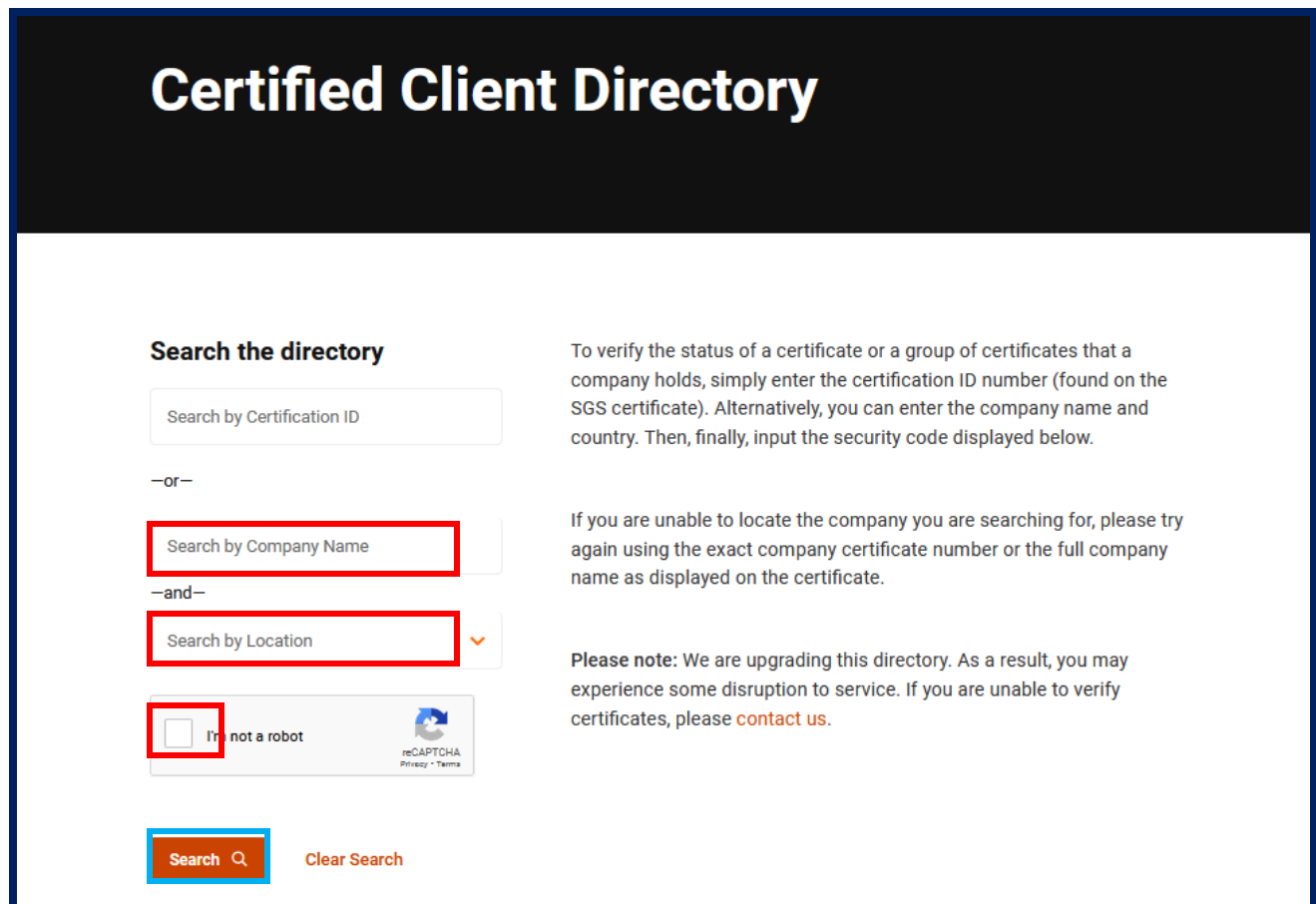
DIRECCIÓN DE ASISTENCIA AL CONTRIBUYENTE Y DE CRÉDITOS FISCALES

OPCIÓN 2

Paso 1: Dar clic sobre link de acceso al directorio de empresas certificadas.

<https://www.sgsgroup.cz/en/vr/certified-client-directory>

Al dar clic sobre la dirección mencionada precedentemente aparecerá la siguiente pantalla:



The screenshot shows the 'Certified Client Directory' search interface. It features a search form with three input fields: 'Search by Certification ID', 'Search by Company Name', and 'Search by Location'. The 'Search by Company Name' and 'Search by Location' fields are highlighted with red boxes. Below these fields is a reCAPTCHA widget with the text 'I'm not a robot' and a 'reCAPTCHA' logo. At the bottom of the form are 'Search' and 'Clear Search' buttons. To the right of the form, there is explanatory text: 'To verify the status of a certificate or a group of certificates that a company holds, simply enter the certification ID number (found on the SGS certificate). Alternatively, you can enter the company name and country. Then, finally, input the security code displayed below.' and 'If you are unable to locate the company you are searching for, please try again using the exact company certificate number or the full company name as displayed on the certificate.' Below this is a note: 'Please note: We are upgrading this directory. As a result, you may experience some disruption to service. If you are unable to verify certificates, please [contact us](#).'

Paso 2: En la pantalla aparecerán los campos que se deberán completar, los datos requeridos son:

- Nombre de la institución: Hacienda
- País: Paraguay
- Click en el recaptcha.
- Click en Search.

En esta opción se podrán visualizar todos los certificados de los 3 (tres) Procesos Certificados.